

# SYRIUS

SYRIUS - LED Street/Area Luminaire

Rev. Date: 09 June 2020

## Product Description

Syrius is the first street light that utilizing WaveMax® Technology, which will transform the way how cities will be illuminated. Syrius is the first luminaire with indirect LED lighting with CCT 2700 and efficacy up to 130lm/W, enhanced visual comfort with reduced glare and high color contrast leading to improved overall illumination using less energy. Syrius provides warm, inviting dark sky friendly lighting that makes good economic sense. Syrius is a product approved by DarkSky for the respect of light pollution.

**Applications:** Residential roads, collector roads, parking lots, and general area spaces.

## Performance Summary

Utilizing WaveMax® Technology

**Efficacy:** Up to 130 lm/W

**Initial Colour consistency:** 4 MacAdam steps

**Limited Warranty:** Class 1 — 10 years on luminaire  
Class 2 — 5 years on luminaire



## Ordering Information

ES.SYS-A-02-2SH-A-278--24-SVS-AOC-S-00+FDL09AA0-0007

SYS	- A	- 02	- 2SH	- A	- 278	- +	- 24	- SVS	- AOC	- S	- 00
Product	Version	Mounting	Optic	Input Power	CCT	Insulation Class	Voltage	Finish	Options	Variant	Cable length
SYS	A Plug-in	02 horiz/vert tenon 60mm OD	210 Type II short 1,0	A 40W	278 2700K CRI80	+ Class 1  ^ Class 2	24 220-240V	SVS Silver/ Silver	AOC Fixed output	S Standard	00 Standard (w/o cable)
		03 horiz/vert tenon 76mm OD	2SH Type II short		307 3000K 70CRI			BKB Black/ Black	VML Virtual midnight Lite	SF Standard +Fuse	01 Exit cable 30cm
					308 3000K 80CRI			SVB Silver/ Black	DL DALI Dimmable	N Nema	03 Exit cable 3m
					407 4000K 70CRI			BKS Black/ Silver	G* Lineswitch	NF Nema +Fuse	06 Exit cable 6m
					408 4000K CRI80			WHW White/ White	RF* Flux regulator		10 Exit cable 10m
	B								SR** Sensor Ready	Z** Zhaga	
									VMS** Virtual Midnight Full	ZF** Zhaga+ Fuse	
									AOC Fixed output	S Standard	
									DIM 1-10V Dimmable	SF Standard +Fuse	
									VML Virtual midnight Lite	N Nema	
										NF Nema +Fuse	

\* These options are only available with the S and SF variants  
\*\* These options are only available with version A

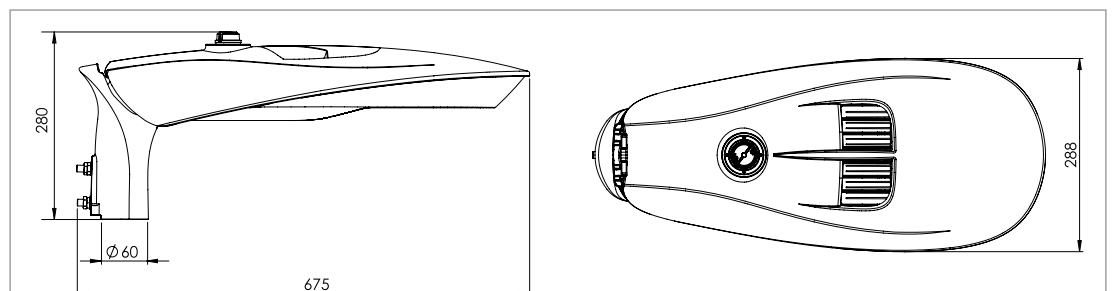
## Accessory Information

### ADAPTER

**KIT-XSP-AP60-34-G0**  
Fitter kit to mount to 34mm tenon

**KIT-XSP-AP60-42-G0**  
Fitter kit to mount to 42mm tenon

**KIT-XSP-AP60-48-G0**  
Fitter kit to mount to 48mm tenon



www.creelighting-europe.com Ph. +39 055 343081

**CREE** LIGHTING

FEATURES
<ul style="list-style-type: none"> <li>Utilizing WaveMax® Technology</li> <li>Lumen output: 620 – 5000lm</li> <li>System efficacy: Up to 130lm/W</li> <li>CCT: 2700K@CRI80, 3000K@CRI70, 3000K@CRI80, 4000K@CRI70, 4000K@CRI80</li> <li>Initial LED Colour Consistency: 4 MacAdam steps</li> <li>Input Voltage: 220-240V 50/60Hz</li> <li>Driver equipped with over-temperature protection to preserve optimal working conditions</li> <li>Power factor: up to &gt; 0.98 at full load</li> <li>Lifetime: L90F10 Up to &gt;205Khrs Ta=25°C (According to IEC/EN62717 and IESNA TM-21)</li> <li>Surge protection: 10kV CM/DM surge immunity according to EN 61000-4-5 and EN 61547 (Class I SPD equipped with LED signal)</li> <li>Fuse option available</li> <li>Operative temperature: -40°C up to +50°C</li> <li>Insulation class: Class I – Class II</li> <li>Enclosure rated IP66 per IEC 60529</li> <li>Impact resistance IK10</li> <li>Cable type H07RN-F (Cable length Up to 10mt)</li> <li>Control options: Adjustable Current Output, DALI, Virtual Midnight, Flux Regulator, Lineswitch, Sensor Ready</li> <li>Nema socket option available</li> <li>Zhaga (Book 18) socket option available</li> <li>Removable tray</li> <li>LED Board equipped with integral overvoltage protection.</li> <li>Fixture assembled without the use of glues, totally dismountable and recyclable.</li> </ul>

CONSTRUCTION AND MATERIALS
<ul style="list-style-type: none"> <li>The luminaire is made of LiteStrong, an innovative composite material that allows the recycling of materials up to 98%.</li> <li>COOL FLOW, a new innovative System based on an AirFlow management technique.</li> <li>Litestrong is corrosion resistant and does not require salt spray testing.</li> <li>The die-cast aluminium Tenon with copper content &lt;0.1%, featuring the exclusive Colorfast DeltaGuard finish, an epoxy e-coat with an ultra-resistant powder coated outer surface, which provides excellent resistance to corrosion, ultraviolet deterioration and abrasion.</li> <li>The other exposed materials all resistant to corrosion.</li> <li>The device is designed to be mounted on a pole or mounting bracket with an outer diameter of 60mm or 76mm, with the possibility of adjustment +/-20°, in 5° increments.</li> <li>Fitter 02 for installation on horizontal/vertical supports Ø60mm, fitter 03 Ø76mm.</li> </ul>

WARRANTY AND CERTIFICATIONS
<ul style="list-style-type: none"> <li>Limited Warranty: Class 1 — 10 years on luminaire</li> <li>Limited Warranty: Class 2 — 5 years on luminaire</li> <li>CE mark / CB mark / ENEC mark / RoHs compliant / RCM mark</li> <li>Risk group exempt in accordance with Standard CEI EN 62471 for photobiological safety (Tested IEC/TR62778)</li> <li>Compliant to: EN 60598-1; EN 60598-2-3</li> </ul>

ELECTRICAL DATA*			
Input Power Designator	System Watts 220-240V	Total Current	Power Factor
		@230V, 50Hz	
A	40	0,177 A	0,98

\* Electrical data at 25°C (77°F)

WEIGHT AND MAXIMUM WIND AREA	
Weight	Lateral Surface Wind Exposed
6,5 kg	0.058m²

RECOMMENDED CREE® OUTDOOR LUMINAIRE LUMEN MAINTENANCE FACTORS (LMF) <sup>1</sup>						
Ambient	Input Power Designator	Initial LMF	25K hr Projected <sup>2</sup> LMF	50K hr Projected <sup>2</sup> LMF	75K hr Calculated <sup>3</sup> LMF	100K hr Calculated <sup>3</sup> LMF
25°C	A	1	0,99	0,97	0,96	0,95

<sup>1</sup> Lumen maintenance values at 25°C (77°F) are calculated per TM-21 based on LM-80 data and in-situ luminaire testing<sup>2</sup> In accordance with IESNA TM-21-11, Projected Values represent interpolated value based on time durations that are within six times (6x) the IESNA LM-80-08 total test duration (in hours) for the device under testing (DUT) i.e. the packaged LED chip<sup>3</sup> According with TM-21 the projected value can be just up to 6x time the test time

AVAILABLE NEMA OPTIONS		
AOC-N	Nema 7 pin with AOC	(on-off)
DIM-N*	Nema 7 pin with Dimmable cables	(on-off + Dim)
VML-N	Nema 7 pin with VM	(on-off)
DL-N*	Nema 7 pin with DALI	(on-off + Dim)
AOC-NF	Nema 7 pin/Fuse with AOC	(on-off)
DIM-NF*	Nema 7 pin/Fuse with Dimmable cables	(on-off + Dim)
VML-NF	Nema 7 pin/Fuse with VM	(on-off)
DL-NF*	Nema 7 pin/Fuse with DALI	(on-off + Dim)

-- on-off: Nema allows for on-off control only

- on-off + Dim: Nema allows for on-off and dimming control

\*Dimmable (1-10V and DALI) leads connected on NEMA socket only

AVAILABLE ZHAGA OPTIONS	
VMS - ZF	Sensor Ready with VM and Fuse
SR - Z	Sensor Ready with Zhaga
VMS - Z	Sensor Ready with VM
SR - ZF	Sensor Ready with Zhaga and Fuse

Other Setting Options are available. For more information, contact Cree Lighting Europe.

FIXED OUTPUT - AOC/ DIMMABLE(1-10V) - DIM					
Setting Code	System Watts W	Nominal flux (lm)			Description
		3000K Ra80	3000K Ra70	4000K Ra70	
FDL09AA0-0007	40	5539	5789	6330	FIXED/DIMMABLE OUTPUT MAX 40W
FDL09AA0-0006	35	4950	5170	5650	FIXED/DIMMABLE OUTPUT MAX 35W
FDL09AA0-0005	30	4340	4540	4960	FIXED/DIMMABLE OUTPUT MAX 30W
FDL09AA0-0004	25	3600	3760	4110	FIXED/DIMMABLE OUTPUT MAX 25W
FDL09AA0-0003	20	2960	3090	3380	FIXED/DIMMABLE OUTPUT MAX 20W
FDL09AA0-0002	16	2290	2400	2620	FIXED/DIMMABLE OUTPUT MAX 16W
FDL09AA0-0001	12	1750	1830	2000	FIXED/DIMMABLE OUTPUT MAX 12W

LINESWITCH - G									
Setting Code	System Watts W (High Mode)	Nominal flux (lm)			System Watts W (Low Mode)	Nominal flux (lm)			Description
		3000K Ra 80	3000K Ra 70	4000K Ra70		3000K Ra 80	3000K Ra 70	4000K Ra70	
LWF09AA0-0007	40	5539	5789	6330	20	2960	3090	3380	LINESWITCH (100%/50%) - 40W/20W
LWF09AA0-0006	35	4950	5170	5650	18	2560	2670	2920	LINESWITCH (87,5%/45%) - 35W/18W
LWF09AA0-0005	30	4340	4540	4960	15	2150	2250	2460	LINESWITCH (75%/37,5%) - 30W/15W
LWF09AA0-0004	25	3600	3760	4110	13	1880	1970	2150	LINESWITCH (62,5%/32,5%) - 25W/13W
LWF09AA0-0003	20	2960	3090	3380	13	1880	1970	2150	LINESWITCH (50%/32,5%) - 20W/13W
LWF09AA0-0002	16	2290	2400	2620	13	1880	1970	2150	LINESWITCH (40%/32,5%) - 16W/13W
LWF09AA0-0001	12	1750	1830	2000	6	620	650	710	LINESWITCH (30%/15%) - 12W/6W
LWF09AA0-0006	35	4950	5170	5650	14	2098	2209	2222	LINESWITCH (42%/33%) - 17W/ 14W
LWF09AA0-0007	40	5539	5789	6330	20	2960	3090	3380	LINESWITCH (100%/50%) - 40W/20W

FLUX REGULATOR - RF									
Setting Code	System Watts W (High Mode)	Nominal flux (lm)			System Watts W (Low Mode)	Nominal flux (lm)			Description
		3000K Ra 80	3000K Ra 70	4000K Ra70		3000K Ra 80	3000K Ra 70	4000K Ra70	
RFF09AA0-0014	40	5539	5789	6330	20	2960	3090	3380	REG. FLUSSO 40W@230V / 20W@170V
RFF09AA0-0013	40	5539	5789	6330	28	3980	4150	4540	REG. FLUSSO 40W@230V / 28W@170V
RFF09AA0-0012	35	4950	5170	5650	18	2560	2670	2920	REG. FLUSSO 35W@230V / 18W@170V
RFF09AA0-0011	35	4950	5170	5650	25	3600	3760	4110	REG. FLUSSO 35W@230V / 25W@170V
RFF09AA0-0010	30	4340	4540	4960	15	2150	2250	2460	REG. FLUSSO 30W@230V / 15W@170V
RFF09AA0-0009	30	4340	4540	4960	21	3080	3220	3520	REG. FLUSSO 30W@230V / 21W@170V
RFF09AA0-0008	25	3600	3760	4110	13	1880	1970	2150	REG. FLUSSO 25W@230V / 13W@170V
RFF09AA0-0007	25	3600	3760	4110	18	2560	2670	2920	REG. FLUSSO 25W@230V / 18W@170V
RFF09AA0-0006	20	2960	3090	3380	10	1330	1390	1520	REG. FLUSSO 20W@230V / 10W@170V
RFF09AA0-0005	20	2960	3090	3380	14	2020	2110	2310	REG. FLUSSO 20W@230V / 14W@170V
RFF09AA0-0004	16	2290	2400	2620	8	1050	1100	1200	REG. FLUSSO 16W@230V / 8W@170V
RFF09AA0-0003	16	2290	2400	2620	11	1610	1680	1840	REG. FLUSSO 16W@230V / 11W@170V
RFF09AA0-0002	12	1750	1830	2000	6	620	650	710	REG. FLUSSO 12W@230V / 6W@170V
RFF09AA0-0001	12	1750	1830	2000	8	1050	1100	1200	REG. FLUSSO 12W@230V / 8W@170V

Other Setting Options are available. For more information, contact Cree Lighting Europe.

VIRTUAL MIDNIGHT 6hrs - VML									
Setting Code 6hrs	System Watts W (High Mode)	Nominal flux (lm)			System Watts W (Low Mode)	Nominal flux (lm)			Description
		3000K Ra 80	3000K Ra 70	4000K Ra70		3000K Ra80	3000K Ra70	4000K Ra70	
VML09AA0-0021	40	5539	5789	6330	20	2960	3090	3380	VM ON-40W / 00:00-20W / 06:00-40W
VML09AA0-0020	40	5539	5789	6330	28	3980	4150	4540	VM ON-40W / 00:00-28W / 06:00-40W
VML09AA0-0019	35	4950	5170	5650	18	2560	2670	2920	VM ON-35W / 00:00-18W / 06:00-35W
VML09AA0-0018	35	4950	5170	5650	25	3600	3760	4110	VM ON-35W / 00:00-25W / 06:00-35W
VML09AA0-0017	30	4340	4540	4960	15	2150	2250	2460	VM ON-30W / 00:00-15W / 06:00-30W
VML09AA0-0016	30	4340	4540	4960	21	3080	3220	3520	VM ON-30W / 00:00-21W / 06:00-30W
VML09AA0-0015	25	3600	3760	4110	13	1880	1970	2150	VM ON-25W / 00:00-13W / 06:00-25W
VML09AA0-0014	25	3600	3760	4110	18	2560	2670	2920	VM ON-25W / 00:00-18W / 06:00-25W
VML09AA0-0013	20	2960	3090	3380	10	1330	1390	1520	VM ON-20W / 00:00-10W / 06:00-20W
VML09AA0-0012	20	2960	3090	3380	14	2020	2110	2310	VM ON-20W / 00:00-14W / 06:00-20W
VML09AA0-0011	16	2290	2400	2620	8	1050	1100	1200	VM ON-16W / 00:00-8W / 06:00-16W
VML09AA0-0010	16	2290	2400	2620	11	1610	1680	1840	VM ON-16W / 00:00-11W / 06:00-16W
VML09AA0-0009	12	1750	1830	2000	6	620	650	710	VM ON-12W / 00:00-6W / 06:00-12W
VML09AA0-0008	12	1750	1830	2000	8	1050	1100	1200	VM ON-12W / 00:00-8W / 06:00-12W

VIRTUAL MIDNIGHT 8hrs - VML									
Setting Code 8hrs	System Watts W (High Mode)	Nominal flux (lm)			System Watts W (Low Mode)	Nominal flux (lm)			Description
		3000K Ra 80	3000K Ra 70	4000K Ra70		3000K Ra80	3000K Ra70	4000K Ra70	
VML09AA0-0035	40	5539	5789	6330	20	2960	3090	3380	VM ON-40W / 22:00-20W / 06:00-40W
VML09AA0-0034	40	5539	5789	6330	28	3980	4150	4540	VM ON-40W / 22:00-28W / 06:00-40W
VML09AA0-0033	35	4950	5170	5650	18	2560	2670	2920	VM ON-35W / 22:00-18W / 06:00-35W
VML09AA0-0032	35	4950	5170	5650	25	3600	3760	4110	VM ON-35W / 22:00-25W / 06:00-35W
VML09AA0-0031	30	4340	4540	4960	15	2150	2250	2460	VM ON-30W / 22:00-15W / 06:00-30W
VML09AA0-0030	30	4340	4540	4960	21	3080	3220	3520	VM ON-30W / 22:00-21W / 06:00-30W
VML09AA0-0029	25	3600	3760	4110	13	1880	1970	2150	VM ON-25W / 22:00-13W / 06:00-25W
VML09AA0-0028	25	3600	3760	4110	18	2560	2670	2920	VM ON-25W / 22:00-18W / 06:00-25W
VML09AA0-0027	20	2960	3090	3380	10	1330	1390	1520	VM ON-20W / 22:00-10W / 06:00-20W
VML09AA0-0026	20	2960	3090	3380	14	2020	2110	2310	VM ON-20W / 22:00-14W / 06:00-20W
VML09AA0-0025	16	2290	2400	2620	8	1050	1100	1200	VM ON-16W / 22:00-8W / 06:00-16W
VML09AA0-0024	16	2290	2400	2620	11	1610	1680	1840	VM ON-16W / 22:00-11W / 06:00-16W
VML09AA0-0023	12	1750	1830	2000	6	620	650	710	VM ON-12W / 22:00-6W / 06:00-12W
VML09AA0-0022	12	1750	1830	2000	8	1050	1100	1200	VM ON-12W / 22:00-8W / 06:00-12W

VIRTUAL MIDNIGHT 9hrs - VML													
Setting Code 9hrs	W MAX	Nominal flux (lm)			W MID	Nominal flux (lm)			W MIN	Nominal flux (lm)			Description
		3000K Ra80	3000K Ra70	4000K Ra70		3000K Ra80	3000K Ra70	4000K Ra70		3000K Ra80	3000K Ra70	4000K Ra70	
VML09AA0-0007	40	5539	5789	6330	28	3980	4150	4540	20	2960	3090	3380	VM ON-40W / 21:00-28W / 24:00-20W / 04:00-28W / 06:00 - 40W
VML09AA0-0006	35	4950	5170	5650	25	3600	3760	4110	18	2560	2670	2920	VM ON-35W / 21:00-25W / 24:00-18W / 04:00-25W / 06:00 - 35W
VML09AA0-0005	30	4340	4540	4960	21	3080	3220	3520	15	2150	2250	2460	VM ON-30W / 21:00-21W / 24:00-15W / 04:00-21W / 06:00 - 30W
VML09AA0-0004	25	3600	3760	4110	18	2560	2670	2920	13	1880	1970	2150	VM ON-25W / 21:00-18W / 24:00-13W / 04:00-18W / 06:00 - 25W
VML09AA0-0003	20	2960	3090	3380	14	2020	2110	2310	10	1330	1390	1520	VM ON-20W / 21:00-14W / 24:00-10W / 04:00-14W / 06:00 - 20W
VML09AA0-0002	16	2290	2400	2620	11	1610	1680	1840	8	1050	1100	1200	VM ON-16W / 21:00-11W / 24:00-8W / 04:00-11W / 06:00 - 16W
VML09AA0-0001	12	1750	1830	2000	8	1050	1100	1200	6	620	650	710	VM ON-12W / 21:00-8W / 24:00-6W / 04:00-8W / 06:00 - 12W



Other Setting Options are available. For more information, contact Cree Lighting Europe.

SENSOR READY - SR					
Setting Code	System Watts W	Nominal flux (lm)			Description
		3000K Ra80	3000K Ra70	4000K Ra70	
FXS09AA0-0007	40	5539	5789	6330	FIXED OUTPUT 40W SR
FXS09AA0-0006	35	4950	5170	5650	FIXED OUTPUT 35W SR
FXS09AA0-0005	30	4340	4540	4960	FIXED OUTPUT 30W SR
FXS09AA0-0004	25	3600	3760	4110	FIXED OUTPUT 25W SR
FXS09AA0-0003	20	2960	3090	3380	FIXED OUTPUT 20W SR
FXS09AA0-0002	16	2290	2400	2620	FIXED OUTPUT 16W SR
FXS09AA0-0001	12	1750	1830	2000	FIXED OUTPUT 12W SR

VIRTUAL MIDNIGHT 6hrs - VMS									
Setting Code 6hrs	System Watts W (High Mode)	Nominal flux (lm)			System Watts W (Low Mode)	Nominal flux (lm)			Description
		3000K Ra80	3000K Ra70	4000K Ra70		3000K Ra80	3000K Ra70	4000K Ra70	
VMS09AA0-0021	40	5539	5789	6330	20	2960	3090	3380	VM ON-40W / 00:00-20W / 06:00-40W SR
VMS09AA0-0020	40	5539	5789	6330	28	3980	4150	4540	VM ON-40W / 00:00-28W / 06:00-40W SR
VMS09AA0-0019	35	4950	5170	5650	18	2560	2670	2920	VM ON-35W / 00:00-18W / 06:00-35W SR
VMS09AA0-0018	35	4950	5170	5650	25	3600	3760	4110	VM ON-35W / 00:00-25W / 06:00-35W SR
VMS09AA0-0017	30	4340	4540	4960	15	2150	2250	2460	VM ON-30W / 00:00-15W / 06:00-30W SR
VMS09AA0-0016	30	4340	4540	4960	21	3080	3220	3520	VM ON-30W / 00:00-21W / 06:00-30W SR
VMS09AA0-0015	25	3600	3760	4110	13	1880	1970	2150	VM ON-25W / 00:00-13W / 06:00-25W SR
VMS09AA0-0014	25	3600	3760	4110	18	2560	2670	2920	VM ON-25W / 00:00-18W / 06:00-25W SR
VMS09AA0-0013	20	2960	3090	3380	10	1330	1390	1520	VM ON-20W / 00:00-10W / 06:00-20W SR
VMS09AA0-0012	20	2960	3090	3380	14	2020	2110	2310	VM ON-20W / 00:00-14W / 06:00-20W SR
VMS09AA0-0011	16	2290	2400	2620	8	1050	1100	1200	VM ON-16W / 00:00-8W / 06:00-16W SR
VMS09AA0-0010	16	2290	2400	2620	11	1610	1680	1840	VM ON-16W / 00:00-11W / 06:00-16W SR
VMS09AA0-0009	12	1750	1830	2000	6	620	650	710	VM ON-12W / 00:00-6W / 06:00-12W SR
VMS09AA0-0008	12	1750	1830	2000	8	1050	1100	1200	VM ON-12W / 00:00-8W / 06:00-12W SR

VIRTUAL MIDNIGHT 8hrs - VMS									
Setting Code 8hrs	System Watts W (High Mode)	Nominal flux (lm)			System Watts W (Low Mode)	Nominal flux (lm)			Description
		3000K Ra80	3000K Ra70	4000K Ra70		3000K Ra80	3000K Ra70	4000K Ra70	
VMS09AA0-0035	40	5539	5789	6330	20	2960	3090	3380	VM ON-40W / 22:00-20W / 06:00-40W SR
VMS09AA0-0034	40	5539	5789	6330	28	3980	4150	4540	VM ON-40W / 22:00-28W / 06:00-40W SR
VMS09AA0-0033	35	4950	5170	5650	18	2560	2670	2920	VM ON-35W / 22:00-18W / 06:00-35W SR
VMS09AA0-0032	35	4950	5170	5650	25	3600	3760	4110	VM ON-35W / 22:00-25W / 06:00-35W SR
VMS09AA0-0031	30	4340	4540	4960	15	2150	2250	2460	VM ON-30W / 22:00-15W / 06:00-30W SR
VMS09AA0-0030	30	4340	4540	4960	21	3080	3220	3520	VM ON-30W / 22:00-21W / 06:00-30W SR
VMS09AA0-0029	25	3600	3760	4110	13	1880	1970	2150	VM ON-25W / 22:00-13W / 06:00-25W SR
VMS09AA0-0028	25	3600	3760	4110	18	2560	2670	2920	VM ON-25W / 22:00-18W / 06:00-25W SR
VMS09AA0-0027	20	2960	3090	3380	10	1330	1390	1520	VM ON-20W / 22:00-10W / 06:00-20W SR
VMS09AA0-0026	20	2960	3090	3380	14	2020	2110	2310	VM ON-20W / 22:00-14W / 06:00-20W SR
VMS09AA0-0025	16	2290	2400	2620	8	1050	1100	1200	VM ON-16W / 22:00-8W / 06:00-16W SR
VMS09AA0-0024	16	2290	2400	2620	11	1610	1680	1840	VM ON-16W / 22:00-11W / 06:00-16W SR
VMS09AA0-0023	12	1750	1830	2000	6	620	650	710	VM ON-12W / 22:00-6W / 06:00-12W SR
VMS09AA0-0022	12	1750	1830	2000	8	1050	1100	1200	VM ON-12W / 22:00-8W / 06:00-12W SR



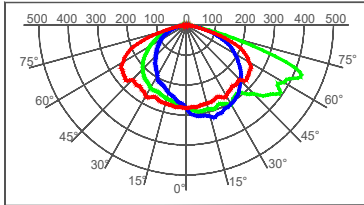
Other Setting Options are available. For more information, contact Cree Lighting Europe.

VIRTUAL MIDNIGHT 9hrs - VMS													
Setting Code 9hrs	W MAX	Nominal flux (lm)			W MID	Nominal flux (lm)			W MIN	Nominal flux (lm)			Description
		3000K Ra80	3000K Ra70	4000K Ra70		3000K Ra80	3000K Ra70	4000K Ra70		3000K Ra80	3000K Ra70	4000K Ra70	
VMS09AA0-0007	40	5539	5789	6330	28	3980	4150	4540	20	2960	3090	3380	VM ON-40W/21:00-28W / 00:00-20W / 04:00-28W / 06:00-40WSR
VMS09AA0-0006	35	4950	5170	5650	25	3600	3760	4110	18	2560	2670	2920	VM ON-35 /21:00-25W / 00:00-18W / 04:00-25W / 06:00-35W SR
VMS09AA0-0005	30	4340	4540	4960	21	3080	3220	3520	15	2150	2250	2460	VM ON-30W/21:00-21W / 00:00-15W / 04:00-21W / 06:00-30WSR
VMS09AA0-0004	25	3600	3760	4110	18	2560	2670	2920	13	1880	1970	2150	VM ON-25W21:00-18W / 00:00-13W / 04:00-18W / 06:00-25W SR
VMS09AA0-0003	20	2960	3090	3380	14	2020	2110	2310	10	1330	1390	1520	VM ON-20W /21:00-14W / 00:00-10W / 04:00-14W /06:00-20WSR
VMS09AA0-0002	16	2290	2400	2620	11	1610	1680	1840	8	1050	1100	1200	VM ON-16W/21:00-11W / 00:00-8W / 04:00-11W / 06:00-16WSR
VMS09AA0-0001	12	1750	1830	2000	8	1050	1100	1200	6	620	650	710	VM ON-12W/21:00-8W / 00:00-6W / 04:00-8W / 06:00-12W SR

**Photometry Symmetric Optics**

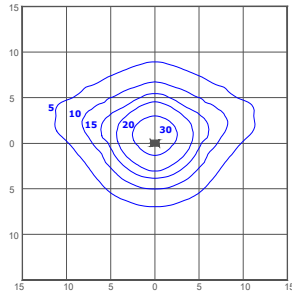
All published luminaire photometric testing performed according to EN13032 by an external laboratory certified ISO 17025. To obtain an IES file specific to your project consult: [www.creelighting-europe.com](http://www.creelighting-europe.com)

**210 - Type II Short 1.0**



cd/klm  
 — C0 - C180 — C90 - C270 — C 17.5 - C 197.5

Test Report #: CREE 126-QL20-S07

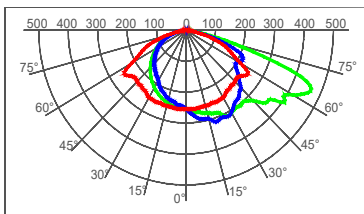


lux  
 SYS-A-02-210-A-407  
 Mounting Height: 6m

LUMEN OUTPUT - 210 (Type II Short 1.0)			
Input Power Designator	3000K Ra70	3000K Ra80	4000K Ra70
	A	4475	4285

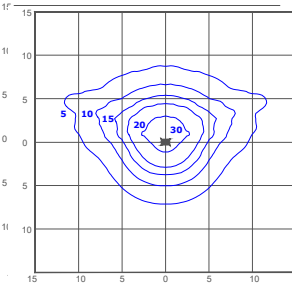
\* Initial delivered lumens at 25°C (77°F). Actual production yield may vary between -4 and +10% of initial delivered lumens

**2SH - Type II Short**



cd/klm  
 — C0 - C180 — C90 - C270 — C 22.5 - C 20

Test Report #: CREE 126-QL20-S08



lux  
 SYS-A-02-2SH-A-407  
 Mounting Height: 6m

LUMEN OUTPUT - 2SH (Type II Short)			
Input Power Designator	3000K Ra70	3000K Ra80	4000K Ra70
	A	4357	4173

\* Initial delivered lumens at 25°C (77°F). Actual production yield may vary between -4 and +10% of initial delivered lumens